

Addendum

Corresponds to Section # 5.7

THIS PAGE BLANK

1.800.910.0129

EASYCLOSETS.COM

OFFLINE 

Lawrence (1)

Created: 10/26/2023 @ 07:38AM

\$3,071.40

 Login to Add to Cart |  Refresh Proposal

Your project may qualify for an exclusive design discount.

Thanks for requesting design assistance for your home organization project. I enjoyed creating a solution to help maximize your space. This proposal is another step toward your newly organized home. If you have any questions or would like to make adjustments, I am happy to help.

Master Pro Closet

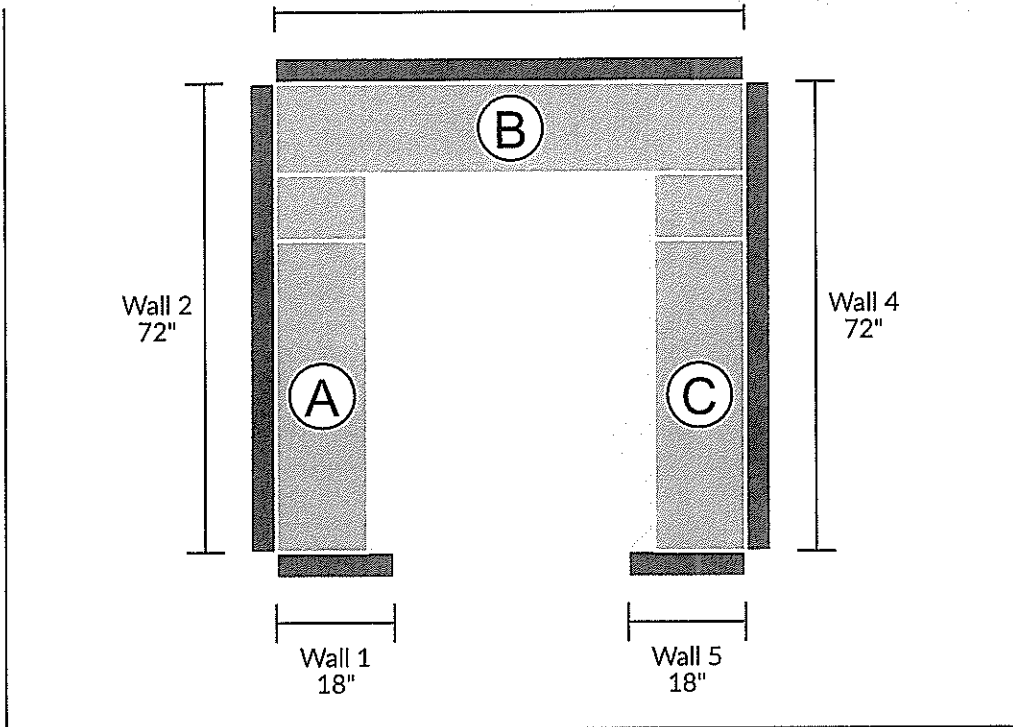
\$3,071.40

Created: 10/26/2023 @ 07:39AM

Rod total ~ ¹⁶⁵~~213~~" (156")
 Drawers: 8 @ 23" x 14" (3,325 sq in)
 (2576 sq in)
 75%

1.800.910.0129

OFFLINE



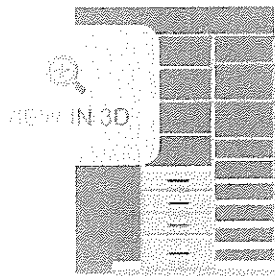
○ FINISH
White

○ FRONTS
White

○ HARDWARE
Polished Chrome


DRAWERS

Molded, White, Standard Full Extension Slides



1.800.910.0129

OFFLINE




DIMENSIONS: 72"W x 96"H

WALL 3

1.800.910.0129


OFFLINE 



DIMENSIONS: 72"W x 96"H

WALL 4

1.800.910.0129



DIMENSIONS: 72"W x 96"H



[Click Here to Hide Details](#)



 Standard US delivery is FREE for orders over \$400

SUBTOTAL **\$3,071.40**

ESTIMATED
TOTAL: **\$3,071.40**
(before tax)

Addendum

Corresponds to Section # 7.6

THIS PAGE BLANK



The Home Depot Special Order Quote

Customer Agreement #: H4650-108223

Printed Date: 12/10/2023

Customer: LISA LAWRENCE

Address: 5729 MOBJACK RD
GLOUCESTER, VA 23061

Phone 1: 804-815-4672

Phone 2:

Phone 3:

Email: AYERS@VIMS.EDU

Store: 4650

Associate: STEVEN

Address: 6921 Walton Lane
Gloucester, VA 23061

Phone: (804)695-9037

Pre-Savings Total: \$30,835.47

Total Savings: (\$0.00)

Pre-Tax Price: \$30,835.47

DISCOUNT 6,900

23,935

LESS DOOR -825

LESS DOOR -825


LESS DOOR -2,289

19,996

All prices are subject to change. Customer is responsible for verifying product selections. The Home Depot will not accept returns for the below products.



Catalog Version 240



RO Size = 84" x 72"

Unit Size = 83 1/2" x 71 1/2"

Line Number	Item Summary	Was Price	Now Price	Quantity	Total Savings	Total Price
100-1	Unit 1, 2, 3: 200 Series Tilt-Wash Double-Hung Unit 4, 5, 6: 200 Series Transom-TW Equal Sash, Fixed(All)/Active(All) Unit 1, 2, 3: AA, Unit 4, 5, 6: Fixed, 83.5 x 71.5, White w/White Sash / Frame:Pine White - Painted Panel:Pine Unit 1, 2, 3: White - Painted Unit 4, 5, 6:	\$2,827.77	\$2,827.77	3	\$0.00	\$8,483.31
100-2	Insect Screen 1: 200 Series Tilt-Wash Double-Hung, 244DH2450 Full Screen Fiberglass White PN:0833316 Version:10/04/2023	\$47.75	\$47.75	3	\$0.00	\$143.25
100-3	Insect Screen 1: 200 Series Tilt-Wash Double-Hung, 244DH2450 Full Screen Fiberglass White PN:0833316 Version:10/04/2023	\$47.75	\$47.75	3	\$0.00	\$143.25
100-4	Insect Screen 1: 200 Series Tilt-Wash Double-Hung, 244DH2450 Full Screen Fiberglass White PN:0833316 Version:10/04/2023	\$47.75	\$47.75	3	\$0.00	\$143.25
Unit 100 Total:		\$2,971.02	\$2,971.02		\$0.00	\$8,913.06

Begin Line 100 Descriptions

---- Line 100-1 ----

Unit 1, 2, 3: 200 Series Tilt-Wash Double-Hung
 Unit 4, 5, 6: 200 Series Transom-TW
 Overall Joined Rough Opening = 84" x 72"
 Overall Joined Unit = 83 1/2" x 71 1/2"
 Installation Zip Code = 23061
 U.S. ENERGY STAR® Climate Zone = North Central
 Search by Unit Code = No
 Picture/Transom Height = 11 1/2 High
 Unit 1, 2, 3: Frame Width = 27 1/2
 Unit 1, 2, 3: Frame Height = 59 1/2

Glass Option = Low-E
 High Altitude Breather Tubes = No
 Glass Strength = Standard
 Glass Tint = No Tint
 Specialty Glass = None
 Gas Fill = Argon
 Unit 1 Lower Glass, 1 Upper Glass, 2 Lower Glass,
 2 Upper Glass, 3 Lower Glass, 3 Upper Glass:
 None
 Unit 4 Glass, 5 Glass, 6 Glass: Full Divided Light

Extension Jamb Application Location = Factory Applied
 Use VNotch = Yes
 Mull Priority = Vertical
 Installation Material Options = No
 Re-Order Item = No
 Room Location = LIVING ROOM L & R OF DOOR, MASTER BED
 Unit 1, 2, 3: Unit U-Factor = 0.3
 Unit 1, 2, 3: Unit Solar Heat Gain Coefficient

Unit 4, 5, 6: Frame Width = 27 1/2
 Unit 4, 5, 6: Frame Height = 11 1/2
 Unit 1, 2, 3: Unit Code = 244DH2450
 Unit 1, 2, 3: Frame Depth = 3 1/4"
 Unit 1, 2, 3: Combination Operation / Venting = Fixed(All)/Active(All)
 Unit 1, 2, 3: Venting / Handing = AA
 Unit 4, 5, 6: Unit Code = 244FX2410
 Unit 4, 5, 6: Frame Depth = 3 1/4"
 Unit 4, 5, 6: Combination Operation / Venting = Fixed(All)/Active(All)
 Unit 4, 5, 6: Venting / Handing = Fixed
 Unit 1, 2, 3: Exterior Frame Color = White
 Unit 1, 2, 3: Exterior Sash / Panel Color = White
 Unit 1, 2, 3: Interior Frame Wood Species = Pine
 Unit 1, 2, 3: Interior Frame Finish Color = White - Painted
 Unit 1, 2, 3: Interior Sash / Panel Wood Species = Pine
 Unit 1, 2, 3: Interior Sash / Panel Finish Color = White - Painted
 Unit 4, 5, 6: Exterior Frame Color = White
 Unit 4, 5, 6: Interior Frame Wood Species = Pine
 Unit 4, 5, 6: Interior Frame Finish Color = White - Painted
 Glass Construction Type = Dual Pane

(FDL)
 Unit 4 Glass, 5 Glass, 6 Glass: Colonial
 Unit 4 Glass, 5 Glass, 6 Glass: Grille Pattern = Colonial
 Unit 4 Glass, 5 Glass, 6 Glass: Grille Bar Width = 3/4"
 Unit 4 Glass, 5 Glass, 6 Glass: Exterior Grille Color = White
 Unit 4 Glass, 5 Glass, 6 Glass: Interior Grille Species = Pine
 Unit 4 Glass, 5 Glass, 6 Glass: Interior Grille Color = White
 Unit 4 Glass, 5 Glass, 6 Glass: 3W1H Grille Alignment Type = Standard Grille Alignment
 Lock Hardware Color/Finish = White (Factory Applied)
 Window Opening Control Device = No
 Insect Screen Type = Full Screen
 Insect Screen Material = Fiberglass
 Insect Screen Color = White
 Exterior Trim Style = None
 Extension Jamb Type = Interior Extension Jamb
 Extension Jamb Profile = Standard
 Extension Jamb Species = Pine
 Extension Jamb Color = White - Painted
 Overall Jamb Depth Range = 4 9/16" to 7 1/8"
 Overall Jamb Depth = 4 9/16"
 Extension Jamb Configuration = Complete Unit
 Extension Jambs
 Joined Combination Extension Jamb
 Configuration = Perimeter


(SHGC) = 0.32
 Unit 1, 2, 3: Unit CPD Number = AND-N-59-01406-00001
 Unit 1, 2, 3: U.S. ENERGY STAR® Certified = No
 Unit 1, 2, 3: Clear Opening Width = 24.56
 Unit 1, 2, 3: Clear Opening Height = 26.95
 Unit 1, 2, 3: Clear Opening Area = 4.6
 Unit 4, 5, 6: Unit U-Factor = 0.3
 Unit 4, 5, 6: Unit Solar Heat Gain Coefficient (SHGC) = 0.3
 Unit 4, 5, 6: Unit CPD Number = AND-N-60-02081-00001
 Unit 4, 5, 6: U.S. ENERGY STAR® Certified = No
 Insect Screen 1 Part Number = 0833316
 Mull 1, Mull 3: Vertical
 Mull 1, Mull 3: Factory
 Mull 1, Mull 3: 0.5" thick, 71.5" length
 Mull 2, Mull 4, Mull 5: Horizontal
 Mull 2, Mull 4, Mull 5: Factory
 Mull 2, Mull 4, Mull 5: 0.5" thick, 27.5" length
 SKU = 290067
 Vendor Name = S/O ANDERSEN LOGISTICS
 Vendor Number = 60509030
 Customer Service = (888) 888-7020
 Catalog Version Date = 10/04/2023
 SKU Description = S/O AW 200 SERIES WINDOW

---- Lines 100-2 to 100-4 have the same description as line 100-1 ----

End Line 100 Descriptions



Catalog Version 240



RO Size = 56" x 72"
 Unit Size = 55 1/2" x 71 1/2"

Line Number	Item Summary	Was Price	Now Price	Quantity	Total Savings	Total Price
200-1	Unit 1, 2: 200 Series Tilt-Wash Double-Hung Unit 3, 4: 200 Series Transom-TW Equal Sash, Fixed-Fixed/Active-Active Unit 1, 2: AA, Unit 3, 4: Fixed, 55.5 x 71.5, White w/White Sash / Frame:Pine White - Painted Panel:Pine Unit 1, 2: White - Painted Unit 3, 4:	\$1,771.50	\$1,771.50	2	\$0.00	\$3,543.00
200-2	Insect Screen 1: 200 Series Tilt-Wash Double-Hung, 244DH2450 Full Screen Fiberglass White PN:0833316 Version:10/04/2023	\$47.75	\$47.75	2	\$0.00	\$95.50
200-3	Insect Screen 1: 200 Series Tilt-Wash Double-Hung, 244DH2450 Full Screen Fiberglass White PN:0833316 Version:10/04/2023	\$47.75	\$47.75	2	\$0.00	\$95.50
200-4	Extension Jamb 1: Unit 1, 2: 244DH Unit 3, 4: 244FX 55.5 x 71.5 Interior Extension Jamb Standard Pine White - Painted 4 9/16" Head and Sill Job Site Applied PN:0876497 Version:10/04/2023	\$20.85	\$20.85	2	\$0.00	\$41.70

12

200-5	Extension Jamb 2: Unit 1, 2: 244DH Unit 3, 4: 244FX 55.5 x 71.5 Interior Extension Jamb Standard Pine White - Painted 4 9/16" Sides Job Site Applied PN:0876729 Version:10/04/2023	\$23.21	\$23.21	2	\$0.00	\$46.42
-------	---------------------------------------------------------------------------------------------------------------------------------------------------------------------------------------------	---------	---------	---	--------	---------

Unit 200 Total:		\$1,911.06	\$1,911.06	\$0.00	\$3,822.12
------------------------	--	-------------------	-------------------	---------------	-------------------

Begin Line 200 Descriptions

---- Line 200-1 ----


Unit 1, 2: 200 Series Tilt-Wash Double-Hung
 Unit 3, 4: 200 Series Transom-TW
 Overall Joined Rough Opening = 56" x 72"
 Overall Joined Unit = 55 1/2" x 71 1/2"
 Installation Zip Code = 23061
 U.S. ENERGY STAR® Climate Zone = North Central
 Search by Unit Code = Yes
 Enter Unit Code = 244FX2410-2/244DH2450-2
 Select Unit Code = 244FX2410-2/244DH2450-2
 Picture/Transom Height = 11 1/2 High
 Unit 1, 2: Frame Width = 27 1/2
 Unit 1, 2: Frame Height = 59 1/2
 Unit 3, 4: Frame Width = 27 1/2
 Unit 3, 4: Frame Height = 11 1/2
 Unit 1, 2: Unit Code = 244DH2450
 Unit 1, 2: Frame Depth = 3 1/4"
 Unit 1, 2: Combination Operation / Venting =
 Fixed-Fixed/Active-Active
 Unit 1, 2: Venting / Handing = AA
 Unit 3, 4: Unit Code = 244FX2410
 Unit 3, 4: Frame Depth = 3 1/4"
 Unit 3, 4: Combination Operation / Venting =
 Fixed-Fixed/Active-Active
 Unit 3, 4: Venting / Handing = Fixed
 Unit 1, 2: Exterior Frame Color = White
 Unit 1, 2: Exterior Sash / Panel Color = White
 Unit 1, 2: Interior Frame Wood Species = Pine
 Unit 1, 2: Interior Frame Finish Color = White -
 Painted
 Unit 1, 2: Interior Sash / Panel Wood Species =
 Pine
 Unit 1, 2: Interior Sash / Panel Finish Color =
 White - Painted
 Unit 3, 4: Exterior Frame Color = White
 Unit 3, 4: Interior Frame Wood Species = Pine
 Unit 3, 4: Interior Frame Finish Color = White -
 Painted
 Glass Construction Type = Dual Pane

Glass Option = Low-E
 High Altitude Breather Tubes = No
 Glass Strength = Standard
 Glass Tint = No Tint
 Specialty Glass = None
 Gas Fill = Argon
 Unit 1 Lower Glass, 1 Upper Glass, 2 Lower Glass,
 2 Upper Glass: None
 Unit 3 Glass, 4 Glass: Full Divided Light (FDL)
 Unit 3 Glass, 4 Glass: Colonial
 Unit 3 Glass, 4 Glass: Grille Pattern = Colonial
 Unit 3 Glass, 4 Glass: Grille Bar Width = 3/4"
 Unit 3 Glass, 4 Glass: Exterior Grille Color = White
 Unit 3 Glass, 4 Glass: Interior Grille Species = Pine
 Unit 3 Glass, 4 Glass: Interior Grille Color = White
 Unit 3 Glass, 4 Glass: 3W1H
 Grille Alignment Type = Standard Grille Alignment
 Lock Hardware Color/Finish = White (Factory
 Applied)
 Window Opening Control Device = No
 Insect Screen Type = Full Screen
 Insect Screen Material = Fiberglass
 Insect Screen Color = White
 Exterior Trim Style = None
 Extension Jamb Type = Interior Extension Jamb
 Extension Jamb Profile = Standard
 Extension Jamb Species = Pine
 Extension Jamb Color = White - Painted
 Overall Jamb Depth Range = 4 9/16" to 7 1/8"
 Overall Jamb Depth = 4 9/16"
 Extension Jamb Configuration = Complete Unit
 Extension Jamb
 Joined Combination Extension Jamb
 Configuration = Perimeter
 Extension Jamb Application Location = Job Site
 Applied
 Use VNotch = Yes

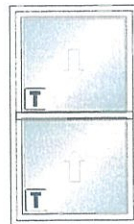
Mull Priority = Vertical
 Installation Material Options = No
 Re-Order Item = No
 Room Location = FAMILY ROOM - SIDE, CAN'T DO
 4 WIDE
 Unit 1, 2: Unit U-Factor = 0.3
 Unit 1, 2: Unit Solar Heat Gain Coefficient (SHGC)
 = 0.32
 Unit 1, 2: Unit CPD Number = AND-N-59-01406-
 00001
 Unit 1, 2: U.S. ENERGY STAR® Certified = No
 Unit 1, 2: Clear Opening Width = 24.56
 Unit 1, 2: Clear Opening Height = 26.95
 Unit 1, 2: Clear Opening Area = 4.6
 Unit 3, 4: Unit U-Factor = 0.3
 Unit 3, 4: Unit Solar Heat Gain Coefficient (SHGC)
 = 0.3
 Unit 3, 4: Unit CPD Number = AND-N-60-02081-
 00001
 Unit 3, 4: U.S. ENERGY STAR® Certified = No
 Unit 1, 2: Insect Screen 1 Part Number = 0833316
 Unit 1, 2: Extension Jamb 1 Part Number =
 0876497
 Unit 1, 2: Extension Jamb 2 Part Number =
 0876729
 Unit 3, 4: Extension Jamb 1 Part Number =
 0876497
 Unit 3, 4: Extension Jamb 2 Part Number =
 0876729
 Mull 1: Vertical
 Mull 1: Factory
 Mull 1: 0.5" thick, 71.5" length
 Mull 2, Mull 3: Horizontal
 Mull 2, Mull 3: Factory
 Mull 2, Mull 3: 0.5" thick, 27.5" length
 SKU = 290067
 Vendor Name = S/O ANDERSEN LOGISTICS
 Vendor Number = 60509030
 Customer Service = (888) 888-7020
 Catalog Version Date = 10/04/2023
 SKU Description = S/O AW 200 SERIES WINDOW

---- Lines 200-2 to 200-5 have the same description as line 200-1 ----

End Line 200 Descriptions



Catalog Version 240



RO Size = 28" x 48"
 Unit Size = 27 1/2" x 47 1/2"

Line Number	Item Summary	Was Price	Now Price	Quantity	Total Savings	Total Price
-------------	--------------	-----------	-----------	----------	---------------	-------------

13

300-1	200 Series Tilt-Wash Double-Hung Equal Sash, AA, 27.5 x 47.5, White w/White Sash / Frame:Pine White - Painted Panel:Pine White - Painted	\$508.18	\$508.18	3	\$0.00	\$1,524.54
300-2	Insect Screen 1: 200 Series Tilt-Wash Double-Hung, 244DH2440 Full Screen Fiberglass White PN:0833313 Version:10/04/2023	\$41.14	\$41.14	3	\$0.00	\$123.42
Unit 300 Total:		\$549.32	\$549.32		\$0.00	\$1,647.96

Begin Line 300 Descriptions

---- Line 300-1 ----


200 Series Tilt-Wash Double-Hung
 Overall Rough Opening = 28" x 48"
 Overall Unit = 27 1/2" x 47 1/2"
 Installation Zip Code = 23061
 U.S. ENERGY STAR® Climate Zone = North Central
 Search by Unit Code = Yes
 Enter Unit Code = 244DH2440
 Select Unit Code = 244DH2440
 Standard Width = 244DH24XX - RO: 28" | UNIT: 27 1/2"
 Standard Height = XX40 - RO: 48" | UNIT: 47 1/2"
 Frame Width = 27 1/2"
 Frame Height = 47 1/2"
 Unit Code = 244DH2440
 Frame Depth = 3 1/4"
 Venting / Handing = AA
 Exterior Frame Color = White
 Exterior Sash / Panel Color = White
 Interior Frame Wood Species = Pine
 Interior Frame Finish Color = White - Painted
 Interior Sash / Panel Wood Species = Pine
 Interior Sash / Panel Finish Color = White - Painted

Glass Construction Type = Dual Pane
 Glass Option = Low-E
 High Altitude Breather Tubes = No
 Glass Strength = Tempered
 Glass Tint = No Tint
 Specialty Glass = None
 Gas Fill = Argon
 None
 Lock Hardware Color/Finish = White (Factory Applied)
 Window Opening Control Device = No
 Insect Screen Type = Full Screen
 Insect Screen Material = Fiberglass
 Insect Screen Color = White
 Exterior Trim Style = None
 Extension Jamb Type = Interior Extension Jamb
 Extension Jamb Profile = Standard
 Extension Jamb Species = Pine
 Extension Jamb Color = White - Painted
 Overall Jamb Depth Range = 4 9/16" to 7 1/8"
 Overall Jamb Depth = 4 9/16"

Extension Jamb Configuration = Complete Unit
 Extension Jamb Application Location = Factory Applied
 Installation Material Options = No
 Re-Order Item = No
 Room Location = BATH BY FAMILY ROOM & MASTER BATH
 Unit U-Factor = 0.3
 Unit Solar Heat Gain Coefficient (SHGC) = 0.32
 Unit CPD Number = AND-N-59-01446-00001
 U.S. ENERGY STAR® Certified = No
 Clear Opening Width = 24.56
 Clear Opening Height = 20.95
 Clear Opening Area = 3.57
 Unit Part Number = 0891113
 Insect Screen 1 Part Number = 0833313
 SKU = 290067
 Vendor Name = S/O ANDERSEN LOGISTICS
 Vendor Number = 60509030
 Customer Service = (888) 888-7020
 Catalog Version Date = 10/04/2023
 SKU Description = S/O AW 200 SERIES WINDOW

---- Line 300-2 Description is the same as line 300-1 ----

End Line 300 Descriptions



Catalog Version 240



RO Size = 28" x 48"
 Unit Size = 27 1/2" x 47 1/2"

Line Number	Item Summary	Was Price	Now Price	Quantity	Total Savings	Total Price
400-1	200 Series Tilt-Wash Double-Hung Equal Sash, AA, 27.5 x 47.5, White w/White Sash / Frame:Pine White - Painted Panel:Pine White - Painted	\$430.76	\$430.76	2	\$0.00	\$861.52
400-2	Insect Screen 1: 200 Series Tilt-Wash Double-Hung, 244DH2440 Full Screen Fiberglass White PN:0833313 Version:10/04/2023	\$41.14	\$41.14	2	\$0.00	\$82.28
Unit 400 Total:		\$471.90	\$471.90		\$0.00	\$943.80

Begin Line 400 Descriptions

---- Line 400-1 ----

200 Series Tilt-Wash Double-Hung
 Overall Rough Opening = 28" x 48"
 Overall Unit = 27 1/2" x 47 1/2"
 Installation Zip Code = 23061
 U.S. ENERGY STAR® Climate Zone = North Central

Glass Construction Type = Dual Pane
 Glass Option = Low-E
 High Altitude Breather Tubes = No
 Glass Strength = Standard
 Glass Tint = No Tint

Extension Jamb Configuration = Complete Unit
 Extension Jamb Application Location = Factory Applied
 Installation Material Options = No

14

Search by Unit Code = Yes
 Enter Unit Code = 244DH2440
 Select Unit Code = 244DH2440
 Standard Width = 244DH24XX - RO: 28" | UNIT:
 27 1/2"
 Standard Height = XX40 - RO: 48" | UNIT: 47 1/2"
 Frame Width = 27 1/2
 Frame Height = 47 1/2
 Unit Code = 244DH2440
 Frame Depth = 3 1/4"
 Venting / Handing = AA
 Exterior Frame Color = White
 Exterior Sash / Panel Color = White
 Interior Frame Wood Species = Pine
 Interior Frame Finish Color = White - Painted
 Interior Sash / Panel Wood Species = Pine
 Interior Sash / Panel Finish Color = White -
 Painted

Specialty Glass = None
 Gas Fill = Argon
 None
 Lock Hardware Color/Finish = White (Factory
 Applied)
 Window Opening Control Device = No
 Insect Screen Type = Full Screen
 Insect Screen Material = Fiberglass
 Insect Screen Color = White
 Exterior Trim Style = None
 Extension Jamb Type = Interior Extension Jamb
 Extension Jamb Profile = Standard
 Extension Jamb Species = Pine
 Extension Jamb Color = White - Painted
 Overall Jamb Depth Range = 4 9/16" to 7 1/8"
 Overall Jamb Depth = 4 9/16"


Re-Order Item = No
 Room Location = KITCHEN
 Unit U-Factor = 0.3
 Unit Solar Heat Gain Coefficient (SHGC) = 0.32
 Unit CPD Number = AND-N-59-01406-00001
 U.S. ENERGY STAR® Certified = No
 Clear Opening Width = 24.56
 Clear Opening Height = 20.95
 Clear Opening Area = 3.57
 Unit Part Number = 0884613
 Insect Screen 1 Part Number = 0833313
 SKU = 290067
 Vendor Name = S/O ANDERSEN LOGISTICS
 Vendor Number = 60509030
 Customer Service = (888) 888-7020
 Catalog Version Date = 10/04/2023
 SKU Description = S/O AW 200 SERIES WINDOW

---- Line 400-2 Description is the same as line 400-1 ----

End Line 400 Descriptions



Catalog Version 240



RO Size = 64 3/4" x 80"
 Unit Size = 64" x 79 1/2"

Line Number	Item Summary	Was Price	Now Price	Quantity	Total Savings	Total Price
500-1	200 Series PS Patio Doors 2 Panel, Assembled, Stationary-Right, Rough Opening 64.75 x 80, 64 x 79.5, White w/White Sash / White White	\$3,032.34	\$3,032.34	1	\$0.00	\$3,032.34
500-2	Trim Set 1: PSGPD Stationary-Right Tribeca White PN:2565694 Version:10/04/2023	\$87.03	\$87.03	1	\$0.00	\$87.03
500-3	Auxiliary Foot Lock 1: PSGPD White PN:1997301 Version:10/04/2023	\$32.91	\$32.91	1	\$0.00	\$32.91
500-4	Insect Screen 1: 200 Series PS Patio Doors 2 Panel, PSGPD 64 x 79.5 Full Screen Fiberglass Gliding White Version:10/04/2023	\$289.98	\$289.98	1	\$0.00	\$289.98
Unit 500 Total:		\$3,442.26	\$3,442.26		\$0.00	\$3,442.26

Begin Line 500 Descriptions

---- Line 500-1 ----

200 Series PS Patio Doors 2 Panel
 Overall Rough Opening = 64 3/4" x 80"
 Overall Unit = 64" x 79 1/2"
 Installation Zip Code = 23061
 U.S. ENERGY STAR® Climate Zone = North Central
 Search by Unit Code = No
 Standard Width = Custom
 Standard Height = Custom
 Frame Width = 64
 Frame Height = 79 1/2
 Venting / Handing = Stationary-Right
 Exterior Frame Color = White
 Exterior Sash / Panel Color = White
 Interior Frame Finish Color = White
 Interior Sash / Panel Finish Color = White
 Patio Door Assembly = Factory Assembled
 Glass Construction Type = Dual Pane

Specialty Glass = None
 Gas Fill = Argon
 Glass / Grille Spacer Color = Stainless
 Full Divided Light (FDL)
 Specified Equal Light
 Grille Pattern = Specified Equal Light
 Simulated Check Rail = No
 Grille Bar Width = 3/4"
 Exterior Grille Color = White
 Interior Grille Species = Pine
 Interior Grille Color = White
 2W5H
 DP/PG Upgrade = No
 Hardware Style = Tribeca
 Hardware Color/Finish = White
 Auxiliary Foot Lock = White
 Exterior Keyed Lock = None

Threshold = None
 Sill Support = None
 Ramp Sill Insert = None
 Exterior Trim Style = None
 Extension Jamb Type = None
 Installation Material Options = No
 Re-Order Item = No
 Room Location = UPPER LEVEL 5' 4" EGRESS
 Unit U-Factor = 0.31
 Unit Solar Heat Gain Coefficient (SHGC) = 0.29
 Unit CPD Number = AND-N-13-02184-00001
 U.S. ENERGY STAR® Certified = No
 Trim Set 1 Part Number = 2565694
 Auxiliary Foot Lock 1 Part Number = 1997301
 SKU = 1002233233
 Vendor Name = S/O ANDERSEN LOGISTICS
 Vendor Number = 60509030

15

Glass Option = Low-E
 High Altitude Breather Tubes = No
 Glass Strength = Tempered
 Glass Tint = No Tint

Insect Screen Type = Full Screen
 Insect Screen Material = Fiberglass
 Insect Screen Frame Type = Gliding
 Insect Screen Color = White

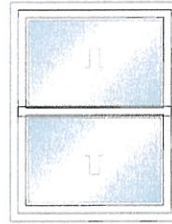
Customer Service = (888) 888-7020
 Catalog Version Date = 10/04/2023
 SKU Description = S/O AW 200S LONG LEAD TIME PD

---- Lines 500-2 to 500-4 have the same description as line 500-1 ----

End Line 500 Descriptions



Catalog Version 240



RO Size = 28" x 36"
 Unit Size = 27 1/2" x 35 1/2"

Line Number	Item Summary	Was Price	Now Price	Quantity	Total Savings	Total Price
600-1	200 Series Tilt-Wash Double-Hung Equal Sash, AA, 27.5 x 35.5, White w/White Sash / Frame:Pine White - Painted Panel:Pine White - Painted	\$368.42	\$368.42	5	\$0.00	\$1,842.10
600-2	Insect Screen 1: 200 Series Tilt-Wash Double-Hung, 244DH2430 Full Screen Fiberglass White PN:0833311 Version:10/04/2023	\$34.47	\$34.47	5	\$0.00	\$172.35
Unit 600 Total:		\$402.89	\$402.89		\$0.00	\$2,014.45

Begin Line 600 Descriptions

---- Line 600-1 ----


200 Series Tilt-Wash Double-Hung
 Overall Rough Opening = 28" x 36"
 Overall Unit = 27 1/2" x 35 1/2"
 Installation Zip Code = 23061
 U.S. ENERGY STAR® Climate Zone = North Central
 Search by Unit Code = Yes
 Enter Unit Code = 244DH2430
 Select Unit Code = 244DH2430
 Standard Width = 244DH24XX - RO: 28" | UNIT: 27 1/2"
 Standard Height = XX30 - RO: 36" | UNIT: 35 1/2"
 Frame Width = 27 1/2
 Frame Height = 35 1/2
 Unit Code = 244DH2430
 Frame Depth = 3 1/4"
 Venting / Handing = AA
 Exterior Frame Color = White
 Exterior Sash / Panel Color = White
 Interior Frame Wood Species = Pine
 Interior Frame Finish Color = White - Painted
 Interior Sash / Panel Wood Species = Pine
 Interior Sash / Panel Finish Color = White - Painted

Glass Construction Type = Dual Pane
 Glass Option = Low-E
 High Altitude Breather Tubes = No
 Glass Strength = Standard
 Glass Tint = No Tint
 Specialty Glass = None
 Gas Fill = Argon
 None
 Lock Hardware Color/Finish = White (Factory Applied)
 Window Opening Control Device = No
 Insect Screen Type = Full Screen
 Insect Screen Material = Fiberglass
 Insect Screen Color = White
 Exterior Trim Style = None
 Extension Jamb Type = Interior Extension Jamb
 Extension Jamb Profile = Standard
 Extension Jamb Species = Pine
 Extension Jamb Color = White - Painted
 Overall Jamb Depth Range = 4 9/16" to 7 1/8"
 Overall Jamb Depth = 4 9/16"

Extension Jamb Configuration = Complete Unit
 Extension Jamb
 Extension Jamb Application Location = Factory Applied
 Installation Material Options = No
 Re-Order Item = No
 Room Location = BED 3, LOFT & BED 2
 Unit U-Factor = 0.3
 Unit Solar Heat Gain Coefficient (SHGC) = 0.32
 Unit CPD Number = AND-N-59-01406-00001
 U.S. ENERGY STAR® Certified = No
 Clear Opening Width = 24.56
 Clear Opening Height = 14.95
 Clear Opening Area = 2.55
 Unit Part Number = 0884611
 Insect Screen 1 Part Number = 0833311
 SKU = 290067
 Vendor Name = S/O ANDERSEN LOGISTICS
 Vendor Number = 60509030
 Customer Service = (888) 888-7020
 Catalog Version Date = 10/04/2023
 SKU Description = S/O AW 200 SERIES WINDOW

---- Line 600-2 Description is the same as line 600-1 ----

End Line 600 Descriptions



RO Size = 84" x 48"
 Unit Size = 83 1/2" x 47 1/2"

Catalog Version 240

Line Number	Item Summary	Was Price	Now Price	Quantity	Total Savings	Total Price
700-1	200 Series Tilt-Wash Double-Hung Equal Sash, Active (All), AA, 83.5 x 47.5, White w/White Sash / Frame:Pine White - Painted Panel:Pine White - Painted	\$1,436.14	\$1,436.14	1	\$0.00	\$1,436.14
700-2	Insect Screen 1: 200 Series Tilt-Wash Double-Hung, 244DH2440 Full Screen Fiberglass White PN:0833313 Version:10/04/2023	\$41.14	\$41.14	1	\$0.00	\$41.14
700-3	Insect Screen 1: 200 Series Tilt-Wash Double-Hung, 244DH2440 Full Screen Fiberglass White PN:0833313 Version:10/04/2023	\$41.14	\$41.14	1	\$0.00	\$41.14
700-4	Insect Screen 1: 200 Series Tilt-Wash Double-Hung, 244DH2440 Full Screen Fiberglass White PN:0833313 Version:10/04/2023	\$41.14	\$41.14	1	\$0.00	\$41.14
Unit 700 Total:		\$1,559.56	\$1,559.56		\$0.00	\$1,559.56

Begin Line 700 Descriptions

---- Line 700-1 ----

200 Series Tilt-Wash Double-Hung
 Overall Joined Rough Opening = 84" x 48"
 Overall Joined Unit = 83 1/2" x 47 1/2"
 Installation Zip Code = 23061
 U.S. ENERGY STAR® Climate Zone = North Central
 Search by Unit Code = Yes
 Enter Unit Code = 244DH2440-3
 Select Unit Code = 244DH2440-3
 Frame Width = 27 1/2
 Frame Height = 47 1/2
 Unit Code = 244DH2440
 Frame Depth = 3 1/4"
 Combination Operation / Venting = Active (All)
 Venting / Handing = AA
 Exterior Frame Color = White
 Exterior Sash / Panel Color = White
 Interior Frame Wood Species = Pine
 Interior Frame Finish Color = White - Painted
 Interior Sash / Panel Wood Species = Pine
 Interior Sash / Panel Finish Color = White - Painted
 Glass Construction Type = Dual Pane
 Glass Option = Low-E

High Altitude Breather Tubes = No
 Glass Strength = Standard
 Glass Tint = No Tint
 Specialty Glass = None
 Gas Fill = Argon
 None
 Lock Hardware Color/Finish = White (Factory Applied)
 Window Opening Control Device = No
 Insect Screen Type = Full Screen
 Insect Screen Material = Fiberglass
 Insect Screen Color = White
 Exterior Trim Style = None
 Extension Jamb Type = Interior Extension Jamb
 Extension Jamb Profile = Standard
 Extension Jamb Species = Pine
 Extension Jamb Color = White - Painted
 Overall Jamb Depth Range = 4 9/16" to 7 1/8"
 Overall Jamb Depth = 4 9/16"
 Extension Jamb Configuration = Complete Unit
 Extension Jamb
 Joined Combination Extension Jamb
 Configuration = Perimeter
 Extension Jamb Application Location = Factory Applied
 Use VNotch = No

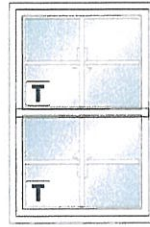
Installation Material Options = No
 Re-Order Item = No
 Room Location = BED 2
 Unit U-Factor = 0.3
 Unit Solar Heat Gain Coefficient (SHGC) = 0.32
 Unit CPD Number = AND-N-59-01406-00001
 U.S. ENERGY STAR® Certified = No
 Clear Opening Width = 24.56
 Clear Opening Height = 20.95
 Clear Opening Area = 3.57
 Unit Part Number = 0828687
 Insect Screen 1 Part Number = 0833313
 Vertical
 Factory
 0.5" thick, 47.5" length
 SKU = 290067
 Vendor Name = S/O ANDERSEN LOGISTICS
 Vendor Number = 60509030
 Customer Service = (888) 888-7020
 Catalog Version Date = 10/04/2023
 SKU Description = S/O AW 200 SERIES WINDOW

---- Lines 700-2 to 700-4 have the same description as line 700-1 ----

End Line 700 Descriptions



Catalog Version 240



RO Size = 28" x 42"
Unit Size = 27 1/2" x 41 1/2"

Line Number	Item Summary	Was Price	Now Price	Quantity	Total Savings	Total Price
800-1	200 Series Tilt-Wash Double-Hung Equal Sash, AA, 27.5 x 41.5, White w/White Sash / Frame:Pine White - Painted Panel:Pine White - Painted	\$761.17	\$761.17	1	\$0.00	\$761.17
800-2	Insect Screen 1: 200 Series Tilt-Wash Double-Hung, 244DH2436 Full Screen Fiberglass White PN:0833312 Version:10/04/2023	\$37.81	\$37.81	1	\$0.00	\$37.81
Unit 800 Total:		\$798.98	\$798.98		\$0.00	\$798.98

Begin Line 800 Descriptions

---- Line 800-1 ----


200 Series Tilt-Wash Double-Hung
Overall Rough Opening = 28" x 42"
Overall Unit = 27 1/2" x 41 1/2"
Installation Zip Code = 23061
U.S. ENERGY STAR® Climate Zone = North Central
Search by Unit Code = Yes
Enter Unit Code = 244DH2436
Select Unit Code = 244DH2436
Standard Width = 244DH24XX - RO: 28" | UNIT: 27 1/2"
Standard Height = XX36 - RO: 42" | UNIT: 41 1/2"
Frame Width = 27 1/2
Frame Height = 41 1/2
Unit Code = 244DH2436
Frame Depth = 3 1/4"
Venting / Handing = AA
Exterior Frame Color = White
Exterior Sash / Panel Color = White
Interior Frame Wood Species = Pine
Interior Frame Finish Color = White - Painted
Interior Sash / Panel Wood Species = Pine
Interior Sash / Panel Finish Color = White - Painted
Glass Construction Type = Dual Pane
Glass Option = Low-E

High Altitude Breather Tubes = No
Glass Strength = Tempered
Glass Tint = No Tint
Specialty Glass = None
Gas Fill = Argon
Full Divided Light (FDL)
Specified Equal Light
Grille Pattern = Specified Equal Light
Simulated Check Rail = No
Grille Bar Width = 3/4"
Exterior Grille Color = White
Interior Grille Species = Pine
Interior Grille Color = White
2W2H
Lock Hardware Color/Finish = White (Factory Applied)
Window Opening Control Device = No
Insect Screen Type = Full Screen
Insect Screen Material = Fiberglass
Insect Screen Color = White
Exterior Trim Style = None
Extension Jamb Type = Interior Extension Jamb
Extension Jamb Profile = Standard
Extension Jamb Species = Pine

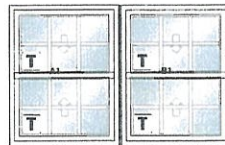
Extension Jamb Color = White - Painted
Overall Jamb Depth Range = 4 9/16" to 7 1/8"
Overall Jamb Depth = 4 9/16"
Extension Jamb Configuration = Complete Unit
Extension Jamb
Extension Jamb Application Location = Factory Applied
Installation Material Options = No
Re-Order Item = No
Room Location = UPER LEVEL BATH - RIGHT ELEVATION
Unit U-Factor = 0.31
Unit Solar Heat Gain Coefficient (SHGC) = 0.28
Unit CPD Number = AND-N-59-01462-00001
U.S. ENERGY STAR® Certified = No
Clear Opening Width = 24.56
Clear Opening Height = 17.95
Clear Opening Area = 3.06
Insect Screen 1 Part Number = 0833312
SKU = 290067
Vendor Name = S/O ANDERSEN LOGISTICS
Vendor Number = 60509030
Customer Service = (888) 888-7020
Catalog Version Date = 10/04/2023
SKU Description = S/O AW 200 SERIES WINDOW

---- Line 800-2 Description is the same as line 800-1 ----

End Line 800 Descriptions



Catalog Version 240



RO Size = 56" x 36"
Unit Size = 55 1/2" x 35 1/2"

Line Number	Item Summary	Was Price	Now Price	Quantity	Total Savings	Total Price
-------------	--------------	-----------	-----------	----------	---------------	-------------

18

900-1	200 Series Tilt-Wash Double-Hung Equal Sash, Active (All), AA, 55.5 x 35.5, White w/White Sash / Frame:Pine White - Painted Panel:Pine White - Painted	\$1,806.24	\$1,806.24	1	\$0.00	\$1,806.24
900-2	Insect Screen 1: 200 Series Tilt-Wash Double-Hung, 244DH2430 Full Screen Fiberglass White PN:0833311 Version:10/04/2023	\$34.47	\$34.47	1	\$0.00	\$34.47
900-3	Insect Screen 1: 200 Series Tilt-Wash Double-Hung, 244DH2430 Full Screen Fiberglass White PN:0833311 Version:10/04/2023	\$34.47	\$34.47	1	\$0.00	\$34.47
Unit 900 Total:		\$1,875.18	\$1,875.18		\$0.00	\$1,875.18

Begin Line 900 Descriptions

---- Line 900-1 ----

200 Series Tilt-Wash Double-Hung
 Overall Joined Rough Opening = 56" x 36"
 Overall Joined Unit = 55 1/2" x 35 1/2"
 Installation Zip Code = 23061
 U.S. ENERGY STAR® Climate Zone = North Central
 Search by Unit Code = Yes
 Enter Unit Code = 244DH2430-2
 Select Unit Code = 244DH2430-2
 Frame Width = 27 1/2
 Frame Height = 35 1/2
 Unit Code = 244DH2430
 Frame Depth = 3 1/4"
 Combination Operation / Venting = Active (All)
 Venting / Handing = AA
 Exterior Frame Color = White
 Exterior Sash / Panel Color = White
 Interior Frame Wood Species = Pine
 Interior Frame Finish Color = White - Painted
 Interior Sash / Panel Wood Species = Pine
 Interior Sash / Panel Finish Color = White - Painted
 Glass Construction Type = Dual Pane
 Glass Option = Low-E
 High Altitude Breather Tubes = No
 Glass Strength = Tempered

Glass Tint = No Tint
 Specialty Glass = None
 Gas Fill = Argon
 Full Divided Light (FDL)
 Colonial
 Grille Pattern = Colonial
 Grille Bar Width = 3/4"
 Exterior Grille Color = White
 Interior Grille Species = Pine
 Interior Grille Color = White
 3W2H
 Grille Alignment Type = Standard Grille Alignment
 Lock Hardware Color/Finish = White (Factory Applied)
 Window Opening Control Device = No
 Insect Screen Type = Full Screen
 Insect Screen Material = Fiberglass
 Insect Screen Color = White
 Exterior Trim Style = None
 Extension Jamb Type = Interior Extension Jamb
 Extension Jamb Profile = Standard
 Extension Jamb Species = Pine
 Extension Jamb Color = White - Painted
 Overall Jamb Depth Range = 4 9/16" to 7 1/8"
 Overall Jamb Depth = 4 9/16"

Extension Jamb Configuration = Complete Unit
 Extension Jambs
 Joined Combination Extension Jamb
 Configuration = Perimeter
 Extension Jamb Application Location = Factory Applied
 Use VNotch = No
 Installation Material Options = No
 Re-Order Item = No
 Room Location = UPPER LEVEL - STAIRS
 Unit U-Factor = 0.31
 Unit Solar Heat Gain Coefficient (SHGC) = 0.28
 Unit CPD Number = AND-N-59-01462-00001
 U.S. ENERGY STAR® Certified = No
 Clear Opening Width = 24.56
 Clear Opening Height = 14.95
 Clear Opening Area = 2.55
 Insect Screen 1 Part Number = 0833311
 Vertical
 Factory
 0.5" thick, 35.5" length
 SKU = 290067
 Vendor Name = S/O ANDERSEN LOGISTICS
 Vendor Number = 60509030
 Customer Service = (888) 888-7020
 Catalog Version Date = 10/04/2023
 SKU Description = S/O AW 200 SERIES WINDOW

---- Lines 900-2 to 900-3 have the same description as line 900-1 ----

End Line 900 Descriptions



Catalog Version 240



RO Size = 48 1/2" x 12 1/2"
 Unit Size = 48" x 12"

Line Number	Item Summary	Was Price	Now Price	Quantity	Total Savings	Total Price
1000-1	400 Series Transom-CW, Fixed, 48 x 12, White / Frame:Pine White - Painted	\$782.56	\$782.56	1	\$0.00	\$782.56
Unit 1000 Total:		\$782.56	\$782.56		\$0.00	\$782.56

Begin Line 1000 Description

---- Line 1000-1 ----

400 Series Transom-CW
 Overall Rough Opening = 48 1/2" x 12 1/2"

High Altitude Breather Tubes = No
 Glass Strength = Tempered

Extension Jamb Profile = Standard
 Extension Jamb Species = Pine

19

Overall Unit = 48" x 12"
 Installation Zip Code = 23061
 U.S. ENERGY STAR® Climate Zone = North Central
 Search by Unit Code = Yes
 Enter Unit Code = CTR4010
 Select Unit Code = CTR4010
 Standard Width = 40XX - RO: 48 1/2" | UNIT: 48"
 Standard Height = XX10 - RO: 12 1/2" | UNIT: 12"
 Frame Width = 48
 Frame Height = 12
 Unit Code = CTR4010
 Frame Option = Installation Flange
 Venting / Handing = Fixed
 Trim Stop Profile = Contemporary
 Exterior Frame Color = White
 Interior Frame Wood Species = Pine
 Interior Frame Finish Color = White - Painted
 Glass Construction Type = Dual Pane
 Glass Option = Low-E4

Glass Tint = No Tint
 Specialty Glass = None
 Gas Fill = Argon
 Art Glass Series = None
 Glass / Grille Spacer Color = White
 Full Divided Light (FDL)
 Colonial
 Grille Pattern = Colonial
 Exterior Grille Bar Profile = Chamfer
 Interior Grille Bar Profile = Contemporary
 Grille Bar Width = 3/4"
 Exterior Grille Color = White
 Interior Grille Species = Pine
 Interior Grille Color = White
 4W1H
 Grille Alignment Type = Standard Grille Alignment
 Exterior Trim Style = None
 Extension Jamb Type = Interior Extension Jamb

Extension Jamb Color = White - Painted
 Overall Jamb Depth Range = 4 9/16" to 7 1/8"
 Overall Jamb Depth = 4 9/16"
 Extension Jamb Configuration = Complete Unit
 Extension Jamb Application Location = Factory Applied
 Installation Material Options = No
 Re-Order Item = No
 Room Location =
 Unit U-Factor = 0.28
 Unit Solar Heat Gain Coefficient (SHGC) = 0.31
 Unit CPD Number = AND-N-54-04306-00001
 U.S. ENERGY STAR® Certified = No
 SKU = 1008729629
 Vendor Name = S/O ANDERSEN LOGISTICS
 Vendor Number = 60509030
 Customer Service = (888) 888-7020
 Catalog Version Date = 10/04/2023
 SKU Description = S/O 400S SPECIALTY/SHAPES

End Line 1000 Description



RO Size = 57 3/8" x 24 5/8"
 Unit Size = 56 7/8" x 24 1/8"

Line Number	Item Summary	Was Price	Now Price	Quantity	Total Savings	Total Price
1100-1	400 Series Casement, Left-Right Unit 1: Left, Unit 2: Right, 56.875 x 24.125, White w/White Sash / Frame:Pine White - Painted, Hinge with Wash Mode	\$1,008.73	\$1,008.73	1	\$0.00	\$1,008.73
1100-2	Hardware: PSC Contemporary Folding White PN:9191398 Version:10/04/2023	\$16.27	\$16.27	1	\$0.00	\$16.27
1100-3	Insect Screen 1: 400 Series Casement, CW12 Full Screen Aluminum White PN:1345050 Version:10/04/2023	\$28.42	\$28.42	1	\$0.00	\$28.42
1100-4	Hardware: PSC Contemporary Folding White PN:9191398 Version:10/04/2023	\$16.27	\$16.27	1	\$0.00	\$16.27
1100-5	Insect Screen 1: 400 Series Casement, CW12 Full Screen Aluminum White PN:1345050 Version:10/04/2023	\$28.42	\$28.42	1	\$0.00	\$28.42
Unit 1100 Total:		\$1,098.11	\$1,098.11		\$0.00	\$1,098.11

Begin Line 1100 Descriptions

---- Line 1100-1 ----

400 Series Casement
 Overall Joined Rough Opening = 57 3/8" x 24 5/8"
 Overall Joined Unit = 56 7/8" x 24 1/8"
 Installation Zip Code = 23061
 U.S. ENERGY STAR® Climate Zone = North Central
 Search by Unit Code = Yes
 Enter Unit Code = CW12-2
 Select Unit Code = CW12-2
 Frame Width = 28 3/8
 Frame Height = 24 1/8
 Unit 1: Unit Code = CW12
 Unit 1: Frame Option = Installation Flange
 Unit 1: Combination Operation / Venting = Left-Right
 Unit 1: Venting / Handing = Left

Interior Frame Finish Color = White - Painted
 Glass Construction Type = Dual Pane
 Glass Option = Low-E4
 High Altitude Breather Tubes = No
 Glass Strength = Standard
 Glass Tint = No Tint
 Specialty Glass = None
 Gas Fill = Argon
 Art Glass Series = None
 Glass / Grille Spacer Color = White
 None
 DP/PG Upgrade = No
 Hardware Style = Contemporary Folding
 Hardware Color/Finish = White
 Corrosion Resistant Hardware = None

Overall Jamb Depth = 4 9/16"
 Extension Jamb Configuration = Complete Unit
 Extension Jamb Application Location = Factory Applied
 Installation Material Options = No
 Re-Order Item = No
 Room Location = LOWER LEVEL - RIGHT ELEVATION
 Unit U-Factor = 0.28
 Unit Solar Heat Gain Coefficient (SHGC) = 0.32
 Unit CPD Number = AND-N-1-02770-00001
 U.S. ENERGY STAR® Certified = No

Unit 1: Hinge Style = Hinge with Wash Mode
 Unit 1: Trim Stop Profile = Contemporary
 Unit 2: Unit Code = CW12
 Unit 2: Frame Option = Installation Flange
 Unit 2: Combination Operation / Venting = Left-Right
 Unit 2: Venting / Handing = Right
 Unit 2: Hinge Style = Hinge with Wash Mode
 Unit 2: Trim Stop Profile = Contemporary
 Exterior Frame Color = White
 Exterior Sash / Panel Color = White
 Interior Frame Wood Species = Pine

Window Opening Control Device = No
 Insect Screen Type = Full Screen
 Insect Screen Material = Aluminum
 Insect Screen Color = White
 Exterior Trim Style = None
 Extension Jamb Type = Interior Extension Jamb
 Extension Jamb Profile = Standard
 Extension Jamb Species = Pine
 Extension Jamb Color = White - Painted
 Overall Jamb Depth Range = 4 9/16" to 7 1/8"

Clear Opening Width = 18.673
 Clear Opening Height = 19.273
 Clear Opening Area = 2.4992
 Hardware Part Number = 9191398
 Insect Screen 1 Part Number = 1345050
 Vertical
 Factory
 0.125" thick, 24.125" length
 SKU = 1008729628
 Vendor Name = S/O ANDERSEN LOGISTICS
 Vendor Number = 60509030
 Customer Service = (888) 888-7020
 Catalog Version Date = 10/04/2023
 SKU Description = S/O 400S CASEMENT/AWNING

---- Lines 1100-2 to 1100-5 have the same description as line 1100-1 ----

End Line 1100 Descriptions



Catalog Version 85



Actual Unit Size = 37 1/2" x 81 5/8"
 R/O Size = 38 1/4" x 82 1/8"

Line Number	Item Summary	Was Price	Now Price	Quantity	Total Savings	Total Price
1200-1	Standard Entry Door Single Prehung 37 1/2" x 81 5/8" Smooth Unfinished White 1008163026	\$824.17	\$824.17	1	\$0.00	\$824.17
Unit 1200 Total:		\$824.17	\$824.17		\$0.00	\$824.17

Begin Line 1200 Description

---- Line 1200-1 ----

*** Product ***
 Standard Entry Door,
 Entry Door,
 Right,
 37.5 x 81.625
 *** Dimensions ***
 Frame Width = 37.5,
 Frame Height = 81.625
 *** EDI String ***
 Overall Dimensions = 37.5 x 81.625
 *** Unit Type ***
 Unit Type = Complete Unit,
 Order Method = Special Order Only,
 Select U.S. ENERGY STAR® Climate Zone = North Central,
 Fire Rated = None,
 Impact Rated = None,
 Handing = Right
 *** Door Design Option ***
 Nominal Door Width = 36-in,
 Nominal Width = 36-in,
 Nominal Height = 80-in,
 Cut Down = No,

Door Handing and Swing = Right Hand Inswing,
 Texture = Smooth,
 Door Style = Panel with Glass,
 Door Panel Layout = Full Lite,
 Door Glass Size = 22"x63-7/8"-460,
 Glass Option = Clear LowE w-Internal Grille,
 Glass Design = Clear,
 Glass Caming = No Caming,
 Grille Style = White Internal GBG 3/4-in Contour,
 Grille Layout = 15-Lite Internal,
 Finish Type = Unfinished,
 Prefinish = Unfinished White
 *** Frame Options ***
 Sill Type = Composite Adjustable,
 Sill Finish = Zinc,
 Jamb Size = 4 9/16-in,
 Jamb Options = White PVC Unfinished Jamb,
 Wrapping - Brickmold = Attached
 *** Hardware ***
 Bore = Double Bore,
 Backset = 2-3/8-in,

Deadbolt Bore Diameter = 2-1/8-in,
 Deadbolt Jamb Prep = 1" x 2-1/4-in,
 Additional Door Accessories = None
 *** Additional Information ***
 FL # = 20867.3,
 TDI # = DR-212,
 DP Rating = +47/-47,
 Satisfied Energy Star Zones: = Northern, North Central, South Central, Southern,
 Remake? = No,
 Unit of Measure = EA
 *** SKU ***
 SKU = 1008163026,
 Vendor Name = S/O FEATHER RIVER DOOR,
 Vendor Number = 60065428,
 Customer Service = 800-375-8120,
 Catalog Version Date = 10/24/2023,
 SKU Description = S/O F-RIVER STANDARD ENTRY DOOR,
 THD Client Group = THD US STORES
 *** Wrapping - Backend Questions ***
 Product Type = Single Prehung,
 Door Dimension = 36

End Line 1200 Description

21



Catalog Version 85



Actual Unit Size = 37 1/2" x 81 5/8"
 R/O Size = 38 1/4" x 82 1/8"

Line Number	Item Summary	Was Price	Now Price	Quantity	Total Savings	Total Price
1300-1	Standard Entry Door Single Prehung 37 1/2" x 81 5/8" Smooth Unfinished White 1008163026	\$824.17	\$824.17	1	\$0.00	\$824.17
Unit 1300 Total:		\$824.17	\$824.17		\$0.00	\$824.17

Begin Line 1300 Description

---- Line 1300-1 ----

*** Product ***

Standard Entry Door,
 Entry Door,
 Left,

37.5 x 81.625

*** Dimensions ***

Frame Width = 37.5,
 Frame Height = 81.625

*** EDI String ***

Overall Dimensions = 37.5 x 81.625

*** Unit Type ***

Unit Type = Complete Unit,
 Order Method = Special Order Only,
 Select U.S. ENERGY STAR® Climate Zone = North Central,

Fire Rated = None,
 Impact Rated = None,
 Hanging = Left

*** Door Design Option ***

Nominal Door Width = 36-in,
 Nominal Width = 36-in,
 Nominal Height = 80-in,
 Cut Down = No,

Door Handing and Swing = Left Hand Inswing,
 Texture = Smooth,
 Door Style = Panel with Glass,
 Door Panel Layout = Full Lite,
 Door Glass Size = 22"x63-7/8"-460,
 Glass Option = Clear LowE w-Internal Grille,
 Glass Design = Clear,
 Glass Caming = No Caming,
 Grille Style = White Internal GBG 3/4-in Contour,
 Grille Layout = 15-Lite Internal,
 Finish Type = Unfinished,
 Prefinish = Unfinished White
 *** Frame Options ***

Sill Type = Composite Adjustable,
 Sill Finish = Zinc,
 Jamb Size = 4 9/16-in,
 Jamb Options = White PVC Unfinished Jamb,
 Wrapping - Brickmold = Attached
 *** Hardware ***
 Bore = Double Bore,
 Backset = 2-3/8-in,

Deadbolt Bore Diameter = 2-1/8-in,
 Deadbolt Jamb Prep = 1" x 2-1/4-in,
 Additional Door Accessories = None
 *** Additional Information ***
 FL # = 20867.3,
 TDI # = DR-212,
 DP Rating = +47/-47,
 Satisfied Energy Star Zones: = Northern, North Central, South Central, Southern,
 Remake? = No,
 Unit of Measure = EA
 *** SKU ***
 SKU = 1008163026,
 Vendor Name = S/O FEATHER RIVER DOOR,
 Vendor Number = 60065428,
 Customer Service = 800-375-8120,
 Catalog Version Date = 10/24/2023,
 SKU Description = S/O F-RIVER STANDARD ENTRY DOOR,
 THD Client Group = THD US STORES
 *** Wrapping - Backend Questions ***
 Product Type = Single Prehung,
 Door Dimension = 36

End Line 1300 Description



Catalog Version 85



Actual Unit Size = 63 1/2" x 93 5/8"
 R/O Size = 64 1/4" x 94 1/8"

Line Number	Item Summary	Was Price	Now Price	Quantity	Total Savings	Total Price
1400-1	Standard Entry Door Single Prehung w/ 2 SLs & Rect Transom 63 1/2" x 93 5/8" Smooth Unfinished White 1008163026	\$2,289.09	\$2,289.09	1	\$0.00	\$2,289.09
Unit 1400 Total:		\$2,289.09	\$2,289.09		\$0.00	\$2,289.09

Begin Line 1400 Description

---- Line 1400-1 ----

*** Product ***

Unit 2: Glass Option = None,

Unit 1, 3: Unit of Measure = EA

22

Standard Entry Door,
Entry Door,
63.5 x 93.625
*** Dimensions ***
Unit 1, 3: Sidelite Frame Width = 12.75,
Unit 1, 3: Frame Height = 81.625
Unit 2: Door Frame Width = 36,
Unit 2: Frame Height = 81.625
Unit 4: Frame Width = 63.5,
Unit 4: Frame Height = 12
*** EDI String ***
Overall Dimensions = 63.5 x 93.625
*** Unit Type ***
Unit 1, 3: Select U.S. ENERGY STAR® Climate Zone = North Central,
Unit 1, 3: Impact Rated = None
Unit 2: Unit Type = Complete Unit,
Unit 2: Order Method = Special Order Only,
Unit 2: Select U.S. ENERGY STAR® Climate Zone = North Central,
Unit 2: Impact Rated = None,
Unit 2: Handing = Left
Unit 4: Impact Rated = None
*** Door System Design ***
Mull Type = Continuous Head and Sill - Standard
*** Door Design Option ***
Unit 1, 3: Nominal Sidelite Width = 12-in,
Unit 1, 3: Nominal Sidelite Height = 80-in,
Unit 1, 3: Cut Down = No,
Unit 1, 3: Texture = Smooth,
Unit 1, 3: Door Style = Panel,
Unit 1, 3: Door Panel Layout = 6-Panel,
Unit 1, 3: Glass Option = None,
Unit 1, 3: Finish Type = Unfinished,
Unit 1, 3: Prefinish = Unfinished White
Unit 2: Nominal Door Width = 36-in,
Unit 2: Nominal Width = 36-in,
Unit 2: Nominal Height = 80-in,
Unit 2: Cut Down = No,
Unit 2: Door Handing and Swing = Left Hand Inswing,
Unit 2: Texture = Smooth,
Unit 2: Door Style = Panel,
Unit 2: Door Panel Layout = 6-Panel,
Unit 2: Door Glass Size = None,

Unit 2: Glass Design = None,
Unit 2: Glass Caming = No Caming,
Unit 2: Grille Style = None,
Unit 2: Grille Layout = None,
Unit 2: Finish Type = Unfinished,
Unit 2: Prefinish = Unfinished White
Unit 4: Nominal Transom Width = Match Width,
Unit 4: EDS Transom Width = 60-in,
Unit 4: Nominal Transom Height = 12-in,
Unit 4: Texture = Smooth,
Unit 4: Finish Type = Unfinished,
Unit 4: Prefinish = Unfinished White
*** Sidelite Design Options ***
Sidelite Style = Half Lite,
Sidelite Glass Size = 8"x35-1/16"-230,
Sidelite Glass Option = Clear LowE w-Internal Grille,
Sidelite Glass Design = Clear,
Sidelite Caming = No Caming,
Sidelite Grille Style = White Internal GBG 3/4" Contour,
Sidelite Grille Layout = 3-Lite Internal
*** Frame Options ***
Unit 1, 2, 3: Sill Type = Composite Adjustable,
Unit 1, 2, 3: Sill Finish = Zinc,
Unit 1, 2, 3: Jamb Size = 4 9/16-in,
Unit 1, 2, 3: Jamb Options = White PVC Unfinished Jamb,
Unit 1, 2, 3: Wrapping - Brickmold = Attached
Unit 4: Jamb Size = 4 9/16-in,
Unit 4: Jamb Options = White PVC Unfinished Jamb,
Unit 4: Wrapping - Brickmold = Attached
*** Hardware ***
Unit 1, 3: Peepsite Prep = No,
Unit 1, 3: Mailslot Prep = No
Unit 2: Bore = Double Bore,
Unit 2: Backset = 2-3/8-in,
Unit 2: Deadbolt Bore Diameter = 2-1/8-in,
Unit 2: Deadbolt Jamb Prep = 1" x 2-1/4-in,
Unit 2: Peepsite Prep = No,
Unit 2: Mailslot Prep = No,
Unit 2: Additional Door Accessories = None
*** Additional Information ***
Unit 1, 3: Satisfied Energy Star Zones: = Northern, North Central, South Central, Southern,

Unit 2: CPD Number = TGI-M-3-01937-00001,
Unit 2: U-Factor = 0.16,
Unit 2: SHGC = 0.01,
Unit 2: FL # = 20867.4,
Unit 2: TDI # = DR-211,
Unit 2: DP Rating = +55/-55,
Unit 2: Satisfied Energy Star Zones: = Northern, North Central, South Central, Southern,
Unit 2: Remake? = No,
Unit 2: Unit of Measure = EA
Unit 4: Transom FL # = 5016_R4,
Unit 4: Transom DP Rating = +65/-65,
Unit 4: Satisfied Energy Star Zones: = Northern, North Central, South Central, Southern,
Unit 4: Unit of Measure = EA
*** SKU ***
SKU = 1008163026,
Vendor Name = S/O FEATHER RIVER DOOR,
Vendor Number = 60065428,
Customer Service = 800-375-8120,
Catalog Version Date = 10/24/2023,
SKU Description = S/O F-RIVER STANDARD ENTRY DOOR,
THD Client Group = THD US STORES
*** Transom Design Options ***
Transom Glass Option = Clear LowE w-SDL,
Transom Glass Size = 61-3/4"x10-1/4"-622,
Transom Glass Design = Clear,
Transom Caming = No Caming,
Transom Grille Style = 1-1/8"-SDL,
Transom Grille Layout = 5-Lite Vertical SDL,
Use Glass Size = ,
Transom Nominal Width Offset = 5,
Transom Nominal Height Offset = 5
*** Wrapping - Backend Questions ***
Product Type = Single Prehung w/ 2 SLs & Rect Transom,
Door Dimension = Other
*** Mulls ***
Mull 1, Mull 3: Vertical,
Mull 1, Mull 3: Common Frame,
Mull 1, Mull 3: 1" thick, 81.625" length
Mull 2: Horizontal,
Mull 2: Factory,
Mull 2: 0" thick, 63.5" length

End Line 1400 Description

Limited Warranty

400 SERIES
200 SERIES

**OWNER2OWNER
LIMITED WARRANTY**

Units Manufactured After November 6, 2015

Para ver la versión, en español, de esta Garantía limitada y Proceso de resolución de controversias, visite andersenwindows.com

LIMITED WARRANTY AND DISPUTE RESOLUTION PROCESS

IMPORTANT: Please carefully read the Dispute Resolution Process that appears in this document after the Limited Warranty. The Dispute Resolution Process includes class action and jury trial waivers that affect your legal rights. To opt out of these waivers, you must visit our website at www.andersenwindows.com/optout and complete the opt-out form within one year from the date of purchase of your Andersen® products from a dealer or retailer. The opt-out only applies to the terms of the Dispute Resolution Process.

400 Series/200 Series Windows & Doors Limited Warranty

Transferable Limited Warranty on Glass

The glass in Andersen® factory glazed windows and doors (including dual-pane glass, High-Performance Low-E4® glass, High-Performance Low-E4® Sun glass, High-Performance Low-E4® SmartSun™ glass, High-Performance Low-E4® PassiveSun® glass, Heatlock® glass, Low-E glass, patterned glass (including obscure, pebble, fern, reed and cascade designs)), Finelight™ grilles, divided light grilles and tempered versions of these glass options is warranted to be free from defects in manufacturing, materials and workmanship for twenty (20) years from the date of purchase from the retailer/dealer. It is also warranted not to develop, under normal conditions, any material obstruction of vision resulting from manufacturing defects or as a result of premature failure of the glass or organic seal for twenty (20) years from the date of purchase from the retailer/dealer. Patterned glass (including obscure, pebble, fern, reed and cascade designs) is warranted not to develop, under normal conditions, any material change in appearance resulting from manufacturing defects or as a result of premature failure of the glass or organic seal for twenty (20) years from the date of purchase from the retailer/dealer. This limited warranty on glass does not apply to special order glazings, Andersen® art glass, insulated art glass, impact-resistant glass, insulated glass with shades or blinds between the glass or glass that is not factory installed by Andersen.

In the event a glass failure occurs as a result of a defect in manufacturing, materials or workmanship within the limited warranty period, Andersen, at its option, will: (1) provide the appropriate replacement glass product to the Andersen retailer/dealer you specify — labor is not included; or (2) provide a factory-authorized repair to the existing glass at no cost to you; or (3) refund the original purchase price. Such replacement parts or repair are warranted for the remainder of the original limited warranty period.

Transferable Limited Warranty on Components Other Than Glass

Non-glass portions of Andersen® windows and doors (including non-electric operators, locks, lifts, balance systems, hinges, handles, insect screens, weatherstripping, exterior trim, sash and frame members) are warranted to be free from defects in manufacturing, materials and workmanship for a period of ten (10) years from the date of purchase from the retailer/dealer. This limited warranty does not apply to Andersen electric window operators, retractable insect screens or finishes on bright brass and satin nickel door hardware. The non-glass portions of Andersen® windows and doors with wood exteriors and commercial doors are subject to a limited warranty with a five (5) year period, but otherwise identical to the ten (10) year limited warranty described above.

In the event a component other than glass fails as a result of a defect in manufacturing, materials or workmanship within the limited warranty period, Andersen, at its option, will: (1) provide replacement parts to the Andersen retailer/dealer you specify — labor is

not included; or (2) provide a factory-authorized repair to the existing component at no cost to you; or (3) refund the original purchase price. Such replacement parts or repairs are warranted for the remainder of the original limited warranty period.

Transferable Limited Warranty on Patio Doors with Shades/Blinds in Insulated Glass

Andersen® patio doors with shades/blinds in insulated glass (including insulated glass, shade/blind, insulated glass seal and external control mechanisms attached to the glass, hinges, handles, insect screens, weatherstripping, and frame members) are warranted to be free from defects in manufacturing, materials and workmanship for a period of ten (10) years from the date of purchase from the retailer/dealer.

In the event of a glass failure or failure in the shades or blinds between the glass as a result of a defect in manufacturing, materials or workmanship within the limited warranty period, Andersen, at its option, will: (1) provide the appropriate glass replacement product to the Andersen retailer/dealer you specify — labor is not included; or (2) provide a factory-authorized repair to the existing glass component at no cost to you; or (3) refund the original purchase price. Such replacement parts or repairs are warranted for the remainder of the original limited warranty period.

No Other Warranties or Representations

THIS LIMITED WARRANTY IS IN LIEU OF ALL OTHER WARRANTIES, EXPRESS OR IMPLIED, INCLUDING, BUT NOT LIMITED TO, ANY IMPLIED WARRANTIES OF MERCHANTABILITY OR FITNESS FOR A PARTICULAR PURPOSE. ALL WARRANTIES ARE LIMITED TO THE APPLICABLE STATUTE OF LIMITATIONS, BUT IN NO CASE WILL EXTEND BEYOND THE LIMITED WARRANTY PERIODS SPECIFIED ABOVE. ANDERSEN EXCLUDES AND WILL NOT BE LIABLE FOR ANY INCIDENTAL OR CONSEQUENTIAL DAMAGES, WHETHER ARISING OUT OF CONTRACT, TORT OR OTHERWISE. THE REMEDY OF REPAIR, REPLACEMENT OR REFUND OF THE ACTUAL PURCHASE PRICE OF THE PRODUCT PROVIDED BY THIS LIMITED WARRANTY IS THE EXCLUSIVE REMEDY WITH RESPECT TO ANY AND ALL LOSS OR DAMAGE.

Applicable Law

This Limited Warranty is only applicable in the U.S.A. (i.e., the fifty states and the District of Columbia). This Limited Warranty gives you specific legal rights, and you may also have other rights which may vary from state to state. Some states do not allow the exclusion or limitation of incidental or consequential damages or limitation of the duration of an implied warranty, so the above limitations or exclusions may not apply to you. If any specific term of this Limited Warranty is prohibited by any applicable law, it shall be null and void, but the remainder of this Limited Warranty shall remain in full force and effect.

What Is NOT Covered by this Limited Warranty:

Specific Additional Exclusions

In addition to any other limitations or exclusions in this Limited Warranty, Andersen shall have no obligation for product failure, damage or costs due to or related to the following:

- Product modifications or glass shading devices (e.g., glass tinting, security systems, improper painting or staining, insulated coverings, etc.).
- Units improperly assembled or improperly milled by others.
- Failure due to the application of non-Andersen hardware (e.g., locksets, trim sets, hinges, panic hardware, closers, etc.).
- Failure to properly install Andersen hardware and/or exterior trim.
- Adjustments or corrections due to improper installation.
- Improper installation or use, including use of a non-commercial door as a main entrance or exit door for a building other than a single-family residential unit or re-installing an Andersen window or door after it has been removed from a building and re-sold and/or re-installed in a different building.
- Exposure to conditions beyond published performance specifications.
- Water infiltration other than as a result of a defect in manufacturing, materials or workmanship.
- Condensation.
- Improper maintenance, such as use of brick wash, razor blades, sealants, sanding or improper washing.
- Failing to properly seal and maintain the exposed wood portions of a product. This includes, but is not limited to, the exposed wood on all sides of a door panel (e.g., exterior, interior, top, bottom, and both sides), a door frame and wood grilles.
- Chemicals or airborne pollutants, such as salt or acid rain.
- Delivery by others.

- Accidents.
- Acts of God.
- Normal wear and tear.

Additional items excluded from this limited warranty:

- Labor to replace sash or door panels, glass or other components.
- Labor and other costs related to the removal and disposal of defective product.
- Labor and materials to paint or stain any repaired or replaced product, component, trim or other carpentry work that may be required.

Products not manufactured by Andersen.

- The performance of the low-maintenance exterior glass coating on products with High-Performance Low-E4® glass. Performance will vary depending on environmental conditions.
- Minor warping of wood and clad-wood doors. Andersen may defer actions on any claim for warping for a period of up to twelve (12) months from the date of the claim in order to permit conditioning and equalization to humidity and temperature conditions.
- Slight glass curvature, minor scratches or other imperfections in the glass that do not impair structural integrity or significantly obscure normal vision.
- Rattling of grille bars within an air space.
- Insects passing through or around the insect screen.
- Tarnish or corrosion to hardware finishes.
- Special glazings. Contact us concerning the limited warranty on special glazings.
- Andersen® art glass and decorative insulated art glass, impact-resistant glass, electric window operators, retractable insect screens and bright brass and satin nickel finishes on door hardware. Contact us or refer to the specific limited warranties for these products.
- Andersen® 400 Series windows with Stormwatch® protection and with impact-resistant glass, A-Series windows and doors, E-Series/Eagle® windows and doors, 100 Series windows and doors, storm doors, Renewal by Andersen® windows, Silver Line® windows and doors, American Craftsman® windows and doors and Weiland® windows and doors have their own limited warranties and are not covered by this limited warranty.
- Service trips to provide instruction on product use.

How to register your Owner-To-Owner® Limited Warranty

Andersen offers quick, easy warranty registration on our website. Just go to www.andersenwindows.com/warranty and submit your warranty information online. By registering, you will expedite any warranty service you may have in the future. In addition, you can receive product information updates, safety notices and special offers regarding new products, as well as information regarding enhancements for the windows and doors you've registered. All warranty information is treated confidentially and will not be sold or traded to any person or organization outside of Andersen and the Andersen Dealer Network.



Warranty Claim Procedure

To make a claim under this Limited Warranty, contact the Andersen retailer/dealer who sold you your Andersen® product. Or, you may contact us at:

Andersen Windows, Inc./Andersen Service Center
 100 Fourth Avenue North
 Bayport, MN 55003-1096

You may also contact us using the Parts & Service section of our website at www.andersenwindows.com or reach us by phone at 1-888-888-7020.

You can help us serve you faster by providing the following important information:

- Description of the product such as the exterior color, unit type and size and inside visible glass measurements.
- Glass logo information etched in the inside corner of the glass.
- Description of product concerns.
- Documentation of the purchase date, if available.
- Your name, address (with zip code) where the product is installed and telephone numbers.

Non-Warranty Repair

You will be responsible for all costs related to any repair that is not covered by this Limited Warranty or which is outside of the limited warranty period. When warranty coverage is unclear, Andersen may charge an inspection fee for any on-site product inspection. If the inspector determines the Andersen® product has a defect covered by this Limited Warranty, the inspection fee will be waived. For specific warranty information outside the United States, please contact your local distributor or write to:

Andersen Windows, Inc. / International Division
 100 Fourth Avenue North
 Bayport, MN 55003-1096

DISPUTE RESOLUTION PROCESS

General

If you are dissatisfied with the remedy provided to you under the Limited Warranty set forth above or have any other claim against Andersen related to your Andersen® products, you and Andersen agree to resolve the claim using the following process ("Dispute Resolution Process"). This Dispute Resolution Process will apply to claims of any nature relating to your Andersen product ("Dispute(s)"). Disputes include, but are not limited to, claims for breach of contract or breach of warranty, claims for violation of state or federal laws or regulations, claims based in tort, negligence or product liability, claims based in fraud or fraud in the inducement, marketing or advertising claims and claims related to the enforceability or effect of any term of the Limited Warranty or the Dispute Resolution Process, including, but not limited to, the waivers of class action and jury trials.

Notice Required

To assert a Dispute, you must first provide Andersen with written notice. A Notice of Dispute form is available for your use on Andersen's website at www.andersenwindows.com/noticeofdispute.

Andersen Response

Andersen will have 60 days from receipt of your Notice of Dispute to respond to you in writing. In that response or at any later time, Andersen may make one or more written offers to you to resolve your Dispute.

No Class Action or Jury Trials

YOU AGREE THAT YOU MAY ASSERT DISPUTES AGAINST ANDERSEN ONLY ON AN INDIVIDUAL BASIS AND NOT AS A PLAINTIFF OR CLASS MEMBER IN ANY CLASS OR REPRESENTATIVE ACTION OR PROCEEDING. AS PART OF THIS DISPUTE RESOLUTION PROCESS, YOU AND ANDERSEN ALSO AGREE TO WAIVE ANY RIGHT TO A JURY AND AGREE TO HAVE ALL DISPUTES HEARD AND DECIDED SOLELY BY THE FEDERAL OR STATE COURT JUDGE.

Opt-Out Procedure

You may opt out of this Dispute Resolution Process by completing and submitting a written Opt-Out Notice. The Opt-Out Notice is located on Andersen's website at www.andersenwindows.com/optout. Whether or not you opt out of the Dispute Resolution Process, all terms of the Limited Warranty set forth above remain in force and effect.

Applicable Law and Severability

This Dispute Resolution Process, including, but not limited to, issues related to its enforceability and effect, will be governed by the laws of the State of Minnesota without regard to conflict of law principles. If any term of this Dispute Resolution Process is found to be invalid or unenforceable in any particular jurisdiction, that term will not apply to that issue in that jurisdiction. Instead, that term will be severed with the remaining terms continuing in full force and effect.

Questions

If you have questions about the Dispute Resolution Process or Opt-Out Procedure, contact us at 844-332-7972.

"Andersen" and all other marks where denoted are trademarks of Andersen Corporation. ©2015 Andersen Corporation. All rights reserved. Printed and effective as of September 2015.

Addendum

Corresponds to Section #

8.6

THIS PAGE BLANK

Subject: Estimate from Ambient # Q-46193-23

Date: Wednesday, October 18, 2023 at 2:47:35 PM Eastern Daylight Time

From: Customer Support

To: Lisa Ayers Lawrence

[EXTERNAL to VIMS received message]

Here is your estimate

If you are unable to view this estimate, please contact your account manager or visit the "Pay For This Estimate" page on our website.



8230 Preston Ct Ste C
Jessup, MD 20794
301-498-0234

Date: Oct 18, 2023

Estimate # Q-46193-23

CUSTOMER NUMBER: LAWGL091323

Billing Address

Lisa Lawrence
5729 Mobjack Road
Gloucester, VA 23061
Phone: (804) 815-4672
Email: ayers@vims.edu

Shipping Address

Lisa Lawrence
5729 Mobjack Road
Gloucester, VA 23061
Phone: (804) 815-4672
Email: ayers@vims.edu

This order will ship out on approximately 12/25/2023

Item Name	Type	QTY	Price	Total Coverage	Total
 <p>Tupelo Honey Eucalyptus Flooring 4 ft (1200 mm) X 5-1/2 in (140 mm) X 1/2 in (12 mm) Solid Strand Tongue &</p>	Carton	51	\$169.82	1,475.43	\$8,660.82

Groove 28.93 sq ft per carton Item No: 742574233919 Brand: Ambient				SF	
Subtotal: \$8,660.82					
Sales Tax (6.30%): \$545.63					
(curbside delivery with liftgate) Shipping: \$0.00					
Grand Total: \$9,206.45					
<div style="border: 1px solid black; padding: 5px; display: inline-block;"> PAY FOR THIS ORDER NOW </div>					

Estimate Notes

Hi Lisa,

I was able to qualify you for \$.10 cents off a Ft² as well as Free Shipping!

This flooring is back ordered until at least Mid-December.

Please call with any questions.

Thank You!

Chuck

240-547-1801

Please note that the items below on this order are back-ordered, so the order will not ship out until the last product is available:

Tupelo Honey Eucalyptus Flooring backordered untill 12/25/2023

Original estimate emailed from CBass@ambientbp.com

The information contained in this message is confidential. It is intended to be read only by the individual or entity named above or their designee. If the reader of this message is not the intended recipient, you are hereby notified that any distribution of this message, in any form, is strictly prohibited. If you have received this message in error, please immediately notify the sender and delete or destroy any copy of this message

Addendum

Corresponds to Section #

9.1

11.2

THIS PAGE BLANK

SOUTHERN
PLUMBING & HEATING SUPPLY CORP.

QUOTE

DATE	BID NUMBER
10/18/23	S2344096.001
Remit To: Southern Plumbing & Heating Supply Corp. 1947 George Washington Mem Hwy YORKTOWN, VA 23693	PAGE NO. 1

BILL TO:

CASH SALES - BEN SEDA
TAXABLE
GLOUCESTER, VA 23072

JOB:

LISA LAWRENCE
804-815-4672
AYERS@VIMS.EDU
6688 Ls Island Ln Gloucester, VA 23061

CUSTOMER NUMBER	CUSTOMER PO NUMBER / JOB NAME	TERMS	SHIP VIA	
10670	LISA LAWRENCE	Cash On Delivery		
DATE ORDERED	WRITER	CONTACT	DATE SHIPPED	
10/18/23	BENS			
QUANTITY	DESCRIPTION	UNIT PRICE	NET	
	//KITCHEN//			
1	Delta 9183-EL-DST Delta Mateo - Single Handle Pull-Down Kitchen Faucet With ShieldSpray Technology	509.099	509.10	
	//MASTER BATH//			
2	106-69000 CHAT 69000 M-PACT W/S LAV ROUGH-IN	88.832	177.66	
2	Moen T6173BN Brushed nickel two-handle bathroom faucet	194.303	388.61	
2	MOEN U130CIS RGHIN M-CORE 3PT CC/IPS W/STPS VALVE OPTION WITH STOPS	69.147	138.29	
2	Moen U130CI M-CORE 3 port 1/2 cc/ips connection VALVE OPTION	48.055	96.11	
2	106-14000 Moen U140CI M-CORE 4 port 1/2 cc/ips connection	46.280	92.56	
2	Moen UT3691BN Brushed nickel M-CORE 4 port tub/shower valve only	346.900	693.80	
1	MOEN TS3661NHBN ANNEX SHOWER RAIL NH BN	714.938	714.94	
1	Moen 151380BN Brushed Nickel 16 overhead shower arm	98.091	98.09	
2	106-63451 MOEN 6345BN ONE-FUNCTION 8" DIA RAINSHOWER SPRY HEAD BRUSHED NICKEL	76.329	152.66	
1	Moen 164928BN Brushed nickel eco-performance handshower handheld shower	93.373	93.37	
1	CSI YB2318BN GLYDE 18IN TOWEL BAR BN	42.317	42.32	
1	CSI YB2324BN GLYDE 24IN TOWEL BAR BN	44.516	44.52	
1	CSI YB2308BN GLYDE PAPER HOLDER BN	34.526	34.53	
1	CSI YB2386BN GLYDE TOWEL RING BN	26.065	26.07	
1	CSI YB2303BN GLYDE ROBE HOOK BN	19.170	19.17	
1	CSI YG2812BN EVA 12 IN. GRAB BAR - BRUSHED NICKEL	90.281	90.28	
1	CSI YG2818BN EVA 18 IN. GRAB BAR - BRUSHED NICKEL Brushed nickel 18 designer grab bar	94.838	94.84	
1	CSI YG2824BN EVA 24 IN. GRAB BAR - BRUSHED NICKEL Brushed nickel 24 designer grab bar	102.634	102.63	



QUOTE

DATE	BID NUMBER
10/18/23	S2344096.001
Remit To: Southern Plumbing & Heating Supply Corp. 1947 George Washington Mem Hwy YORKTOWN, VA 23693	PAGE NO. 2

BILL TO:

CASH SALES - BEN SEDA
TAXABLE
GLOUCESTER, VA 23072

JOB:

LISA LAWRENCE
804-815-4672
AYERS@VIMS.EDU
6688 Ls Island Ln Gloucester, VA 23061

CUSTOMER NUMBER	CUSTOMER PO NUMBER / JOB NAME	TERMS	SHIP VIA	
10670	LISA LAWRENCE	Cash On Delivery		
DATE ORDERED	WRITER	CONTACT	DATE SHIPPED	
10/18/23	BENS			
QUANTITY	DESCRIPTION	UNIT PRICE	NET	
1	064-021100 AS 211AA.104.020 CHAMP PRO-1.28 EL RT HGT TOILET WHITE	250.000	250.00	
1	AMERICAN STANDARD 8018A60GRC-020 Advanced Clean AC 3.0 SpaLet Bidet Seat BIDET SEAT OPTION AMERICAN STANDARD	1054.253	1054.25	
1	099-25000 BEMIS HV5000E BIDET SEAT WHITE BIDET SEAT OPTION BEMIS	745.451	745.45	
1	099-23000 BEMIS HV3000E BIDET SEAT WHITE	440.217	440.22	
1	099-21000 BEMIS HV1000E BIDET SEAT WHITE	379.169	379.17	
1	AMERICAN STANDARD 8012A60GRC-020 Advanced Clean 2.5 SpaLet Seat	616.500	616.50	
1	AMERICAN STANDARD 8012A80GRC-020 ADVANCED CLEAN AC 2.0 SPALET SEAT	367.200	367.20	
	//NEWIE TUB SHOWER//			
1	072-00012 SBA-3260 RH FG SOAKER WHITE 141079-R-000-002	592.735	592.74	
1	Aker Bath 141079 R-057-002 SBA-3260 WHIRLPOOL / BODYWRAP WHITE FACTORY INSTALLED WITH ORDERED OPT10172 IN LINE HEATER	1801.530	1801.53	
1	Aker Option OPT10172 OPT - ALL HEATERS S&T STYLE IN LINE HEATER FACTORY INSTALLED ON SBA 3260 BODYWRAP TUB RIGHT HAND DRAIN	385.170	385.17	
1	101-00147 901LT-PVC-WI LIFT & TURN HALF KIT WROUGHT IRON	55.326	55.33	
1	104-05332 DELTA 533LF-BLMPU Delta Kayra: Single Handle Bathroom Faucet	203.289	203.29	
1	104-10000 DEL R10000-UN T/S ROUGH IN VALVE UNIVERSAL	44.720	44.72	
1	104-174332 DELTA T17433-BL Delta Kayra: Monitor 17 Series Tub and Shower Trim	243.230	243.23	
1	MOEN 3662EPBL Matte black eco-performance handshower	245.928	245.93	

34



QUOTE

DATE	BID NUMBER
10/18/23	S2344096.001
Remit To: Southern Plumbing & Heating Supply Corp. 1947 George Washington Mem Hwy YORKTOWN, VA 23693	PAGE NO. 3

BILL TO:
 CASH SALES - BEN SEDA
 TAXABLE
 GLOUCESTER, VA 23072

JOB:
 LISA LAWRENCE
 804-815-4672
 AYERS@VIMS.EDU
 6688 Ls Island Ln Gloucester, VA 23061

CUSTOMER NUMBER	CUSTOMER PO NUMBER / JOB NAME	TERMS	SHIP VIA	
10670	LISA LAWRENCE	Cash On Delivery		
DATE ORDERED	WRITER	CONTACT	DATE SHIPPED	
10/18/23	BENS			
QUANTITY	DESCRIPTION	UNIT PRICE	NET	
1	064-021100 AS 211AA.104.020 CHAMP PRO 1.28 EL RT HGT TOILET WHITE	250.000	250.00	
1	Delta 73318-BL Delta Kayra : Towel Bar	46.475	46.48	
1	DELTA 73324-BL Delta Kayra: Towel Bar	51.126	51.13	
1	Delta 73308-BL Delta Kayra : Towel Bar	42.995	43.00	
1	Delta 73335-BL Delta Kayra : Robe Hook	27.935	27.94	
1	Delta 73350-BL Delta Kayra : Tissue Holder	46.475	46.48	
	//JILL SHOWER//			
1	104-05331 DELTA 533LF-SSMPU Delta Kayra: Single Handle Bathroom Faucet	193.605	193.61	
1	104-10000 DEL R10000-UN T/S ROUGH IN VALVE UNIVERSAL	44.720	44.72	
1	104-172331 DELTA T17233-SS Delta Kayra: Monitor 17 Series Shower Trim	208.521	208.52	
1	106-36621 MOEN 3662EPBN MAGNETIX 6-FUNCTION HANDSHOWER BRUSHED NICKEL	201.663	201.66	
1	064-021100 AS 211AA.104.020 CHAMP PRO 1.28 EL RT HGT TOILET WHITE	250.000	250.00	
1	Delta 73318-SS Delta Kayra : Towel Bar	42.838	42.84	
1	DELTA 73324-SS Delta Kayra: Towel Bar	47.140	47.14	
1	DELTA 73308-SS Delta Kayra: Towel Bar	39.641	39.64	
1	DELTA 73335-SS Delta Kayra: Robe Hook	25.721	25.72	
1	DELTA 73350-SS Delta Kayra: Tissue Holder	42.838	42.84	
	//HALF BATH//			
1	551-SS-DST Delta Dryden: Single Handle Lavatory Faucet	322.133	322.13	
1	064-021100 AS 211AA.104.020 CHAMP PRO 1.28 EL RT HGT TOILET WHITE	250.000	250.00	
1	75150-SS Delta Dryden: Tissue Holder	60.269	60.27	
1	75146-SS Delta Dryden: Towel Ring	36.794	36.79	

35



QUOTE

DATE	BID NUMBER
10/18/23	S2344096.001
Remit To: Southern Plumbing & Heating Supply Corp. 1947 George Washington Mem Hwy YORKTOWN, VA 23693	PAGE NO. 4

BILL TO:

CASH SALES - BEN SEDA
TAXABLE
GLOUCESTER, VA 23072

JOB:

LISA LAWRENCE
804-815-4672
AYERS@VIMS.EDU
6688 Ls Island Ln Gloucester, VA 23061

CUSTOMER NUMBER	CUSTOMER PO NUMBER / JOB NAME	TERMS	SHIP VIA	
10670	LISA LAWRENCE	Cash On Delivery		
DATE ORDERED	WRITER	CONTACT	DATE SHIPPED	
10/18/23	BENS			
QUANTITY	DESCRIPTION	UNIT PRICE	NET	
	//UTILITY ROOM//			
1	080-10012 FIAT FL-1 FLOOR MT LAUNDRY TUB	115.385	115.39	
1	119-415111 OMNIPRO OPL-151SS SINGLE HANDLE PULLDOWN KITCHEN FAUCET, SINGLE HOLE OR THREE HOLE MOUNT, DECKPLATE INCLUDED, WITH INTEGRATED SUPPLY LINES, CERAMIC CARTRIDGE, 1.8 GPM, STAINLESS STEEL	173.960	173.96	
			7,687.33	
<p>* This is a quotation * Due to market conditions prices are subject to change without notice Applicable taxes extra!</p>		Subtotal	13554.54	
		Shipping & Handling	0.00	
		Sales Tax		
		Total Amt Due		
		Payment Amt		
		Balance Due		

Note: Some items may contain lead.

Addendum

Corresponds to Section #

10.1

10.2

Quote



How Doers Get More Done™

DESIGN DETAILS

Store:	#4650 Gloucester	Designer:	SCOTT M.
Store Address:	6921 Walton Lane Gloucester, VA 23061	Phone:	(804)695-9037
		Email:	kitchendesigner_4650@homedepot.com
Customer:	LISA LAWRENCE	Description:	Kraftmaid
		Order number:	H4650-104921
		Sort Order:	Tall/Base/Wall

CATALOG KMFRAME_45


Supplier: KraftMaid Cabinetry

Change door style

Wall Door:	MP4 - Thorton Maple - Full	Drawer Front:	No Option
Tall Door:		Drawer Pull:	NP - No Pulls
Base Door:		Door Pull:	NP - No Pulls
Door Style:	Chosen Doorstyle		

Item	Qty	User/Manf Code	Description	List Price
Cabinets				
1	1	REP1 1/2.96{L} / REP1 1/2.96	Refrigerator End Panel 1 1/2 96 {Left}	\$257.62
2	1	REP1 1/2.96{R} / REP1 1/2.96	Refrigerator End Panel 1 1/2 96 {Right}	\$257.62
3	1	U182496R.EB.SH / U182496R.EB.SH	Utility Ext Bottom 182496R SH	\$1,430.41
4	1	WTEP96 / WTEP96	Wood Tall End Panel 96	\$364.17
5	1	B18L / B18L	Base 18L	\$496.26
*5.1	1	CW / CW	Change Width to 17-in W %	\$148.88
5.2	1	APFC / APFC	3/4-in All Plywood Furniture Construction %	\$198.50
6	1	DSBME33BUTT / DSBME33BUTT	Deep Sink Base Modified Extended 33BUTT	\$785.26
6.1	1	APFC / APFC	3/4-in All Plywood Furniture Construction %	\$314.10
7	1	B30BUTT / B30BUTT	Base 30BUTT	\$717.39
8	1	B24L / B24L	Base 24L	\$550.27
9	1	B24R / B24R	Base 24R	\$550.27

Needs to be 36" Cabinet



* non-plan item

Print date: 10/18/2023

Page 1 / 6

Item	Qty	User/Manf Code	Description	List Price	
10	1	B24R / B24R	Base 24R	\$550.27	
11	1	B24L / B24L	Base 24L	\$550.27	
12	1	B21L / B21L	Base 21L	\$532.75	
13	1	BOCU30 / BOCU30	Base Oven Cabinet Universal 30	\$353.95	
14	1	B18R / B18R	Base 18R	\$496.26	
15	1	BWBB18.2.PO / BWBB18.2.PO	Base Wastebasket Wood Bottom 18 2 PO	\$924.66	
15.1	1	APFC / APFC	3/4-in All Plywood Furniture Construction %	\$369.86	
16	1	BEPL4896 / BEPL4896	Beaded Wood Paneling 4896 {Base}	\$748.05	
17	1	BEPL4896 / BEPL4896	Beaded Wood Paneling 4896 {Base}	\$748.05	
18	1	BEPL4896 / BEPL4896	Beaded Wood Paneling 4896 {Base}	\$748.05	
19	1	WR3624BUTT / WR3624BUTT	Wall Refrigerator 3624BUTT	\$824.67	
20	1	WOC3330 / WOC3330	Wall Open Cabinet 3330	\$624.71	
*20.1	1	ID / ID	Increase Depth to 24-in D %	\$187.41	
21	1	BF3 / BF3	Base Filler 3 {Base}	\$45.98	
22	1	BF3 / BF3	Base Filler 3 {Base}	\$45.98	
23	1	BF3 / BF3	Base Filler 3 {Base}	\$45.98	
24	1	BF3 / BF3	Base Filler 3 {Base}	\$45.98	
25	1	BF3 / BF3	Base Filler 3 {Base}	\$45.98	
26	1	BF3 / BF3	Base Filler 3 {Base}	\$45.98	
27	1	BF3 / BF3	Base Filler 3 {Base}	\$45.98	
28	4	WMTK8 / WMTK8	Wood Matching Toe Kick	\$154.72	
29	2	STR8 / STR8	Starter Molding	\$505.02	
30	1	CCM8.NG / CCM8.NG	Classic Crown Molding	\$172.23	
				Cabinets subtotal	\$14,883.55
Charges					
*31	1	G85M / G85M	G85M - ^{color} Serenity Maple %	\$2,049.72	
*32	1	NO OPTION / NO OPTION	No Option Construction	\$0.00	
				Premiums total	\$2,049.72
*33	32	MP4 / MP4	MP4 - Thornton Maple - Full	\$0.00	



40

Item	Qty	User/Manf Code	Description	List Price
*34	9	NO OPTION / NO OPTION	No Option	\$0.00
<i>Upcharges total</i>				\$0.00
Charges total				\$2,049.72
Cabinets net total				\$16,933.26
Accessories				
*35	16	NO PULLS / NO PULLS	NP - No Pulls	\$0.00
*36	10	NO PULLS / NO PULLS	NP - No Pulls	\$0.00
Accessories net total				\$0.00
KMFRAME_45 Net Total				\$16,933.26

CATALOG KMFRAME2_45

Supplier: KraftMaid Cabinetry

Wall Door: MP4 - Thornton Maple - Full *Charge door style*
 Tall Door:
 Base Door:
 Door Style: Chosen Doorstyle
 Drawer Front: No Option
 Drawer Pull: NP - No Pulls
 Door Pull: NP - No Pulls

Item	Qty	User/Manf Code	Description	List Price
Cabinets				
37	1	VSB242131 / VSB242131	Vanity Sink Base 242131 {BUTT}	\$506.48
37.1	1	NONE{A} / NONE	No Sink	\$0.00
38	1	VBD182131.3 / VBD182131.3	Vanity Base Drawer 182131 3	\$728.34
39	1	VSB242131 / VSB242131	Vanity Sink Base 242131 {BUTT}	\$506.48
39.1	1	NONE{A} / NONE	No Sink	\$0.00
40	1	WOC1842 / WOC1842	Wall Open Cabinet 1842	\$656.09
*40.1	1	CW / CW	Change Width to 17-in W %	\$196.83
40.2	1	APFC / APFC	3/4-in All Plywood Furniture Construction %	\$262.44
41	1	WOC2442 / WOC2442	Wall Open Cabinet 2442	\$739.29
42	1	WOC3042 / WOC3042	Wall Open Cabinet 3042	\$823.94
43	1	WOC2442 / WOC2442	Wall Open Cabinet 2442	\$739.29
44	1	WOC2442 / WOC2442	Wall Open Cabinet 2442	\$739.29



How Doers Get More Done™

* non-plan item

Print date: 10/18/2023

Page 3 / 6

41

Item	Qty	User/Manf Code	Description	List Price
45	1	WOC2442 / WOC2442	Wall Open Cabinet 2442	\$739.29
46	1	WOC2442 / WOC2442	Wall Open Cabinet 2442	\$739.29
47	1	WOC2442 / WOC2442	Wall Open Cabinet 2442	\$739.29
48	1	WOC2442 / WOC2442	Wall Open Cabinet 2442	\$739.29
49	1	WAG181260R / WAG181260R	Wall Appliance Garage 181260R	\$1,112.95
49.1	1	APFC / APFC	3/4-in All Plywood Furniture Construction %	\$445.18
50	1	VF3.31 {21D} / VF3.31	Vanity Filler 3 31-1/2-in H {Vanity}	\$41.60
51	1	VF3.31 {21D} / VF3.31	Vanity Filler 3 31-1/2-in H {Vanity}	\$41.60
52	1	WF3.42 / WF3.42	Wall Filler 3 42-in H {Wall}	\$65.68
53	1	WF3.42 / WF3.42	Wall Filler 3 42-in H {Wall}	\$65.68
54	1	WF3.42 / WF3.42	Wall Filler 3 42-in H {Wall}	\$65.68
55	1	WF3.42 / WF3.42	Wall Filler 3 42-in H {Wall}	\$65.68
56	1	WF3.42 / WF3.42	Wall Filler 3 42-in H {Wall}	\$65.68
57	1	WF3.42 / WF3.42	Wall Filler 3 42-in H {Wall}	\$65.68
58	1	WF3.42 / WF3.42	Wall Filler 3 42-in H {Wall}	\$65.68
59	1	WF3.42 / WF3.42	Wall Filler 3 42-in H {Wall}	\$65.68
60	1	WMTK8 / WMTK8	Wood Matching Toe Kick	\$38.68
61	4	STR8 / STR8	Starter Molding	\$1,010.04
62	4	CCM8.NG / CCM8.NG	Classic Crown Molding	\$688.92
Cabinets subtotal				\$12,760.03
Charges				
*63	1	G71M / G71M	G71M - Dv White Maple %	\$1,778.34
*64	1	NO OPTION / NO OPTION	No Option Construction	\$0.00
<i>Premiums total</i>				\$1,778.34
*65	28	MP4 / MP4	MP4 - Thornton Maple - Full	\$0.00
*66	5	NO OPTION / NO OPTION	No Option	\$0.00
<i>Upcharges total</i>				\$0.00
Charges total				\$1,778.34
Cabinets net total				\$14,538.38

Accessories



How Doors Get More Done™

*. non-plan item

Print date: 10/18/2023

Page 4 / 6

42

QUOTE SUMMARY

KMFRAME_45 Net total: \$16,933.26

KMFRAME2_45 Net total: \$14,538.38

STONMARK_1 Net total: \$5,614.40

Quote total: \$37,086.04

Quote net total: \$37,086.04



